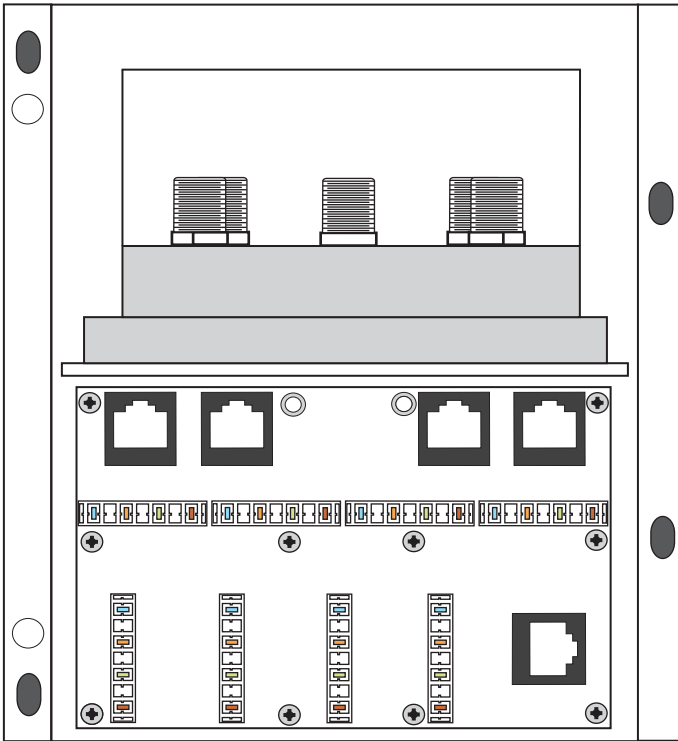


INSTRUCTIONS



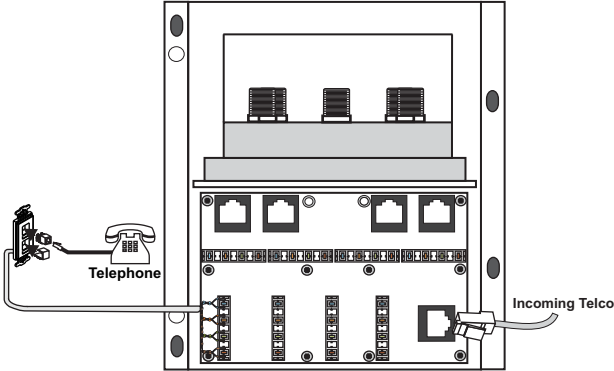
C-0244 **4 x 4 x 4 Data Telephone CATV/Antenna**

The C-0244 is a low-cost and easy-to-use telephone, cable and data distribution module that delivers 4 CO lines to 4 phone locations, data to 4 locations and cable/antenna to 4 locations. It can be used as a standalone distribution module or as an expansion module for larger systems. The 110 style connectors provide a quick and simple installation that will ensure long-lasting, trouble-free operation.

Features:

- ✎ Compatible with all Channel Vision structured wire enclosures
- ✎ Distribute Antenna or Cable up to 4 locations.
- ✎ Distributes 4 CO lines to 4 phone locations
- ✎ Ideal for high-bandwidth video streaming applications
- ✎ Compatible with category 5, and 5E wiring.
- ✎ Compact design to save space
- ✎ Cost effective and easy to install
- ✎ 10 year warranty, refer to website for details www.channelvision.com

Typical Telephone Application



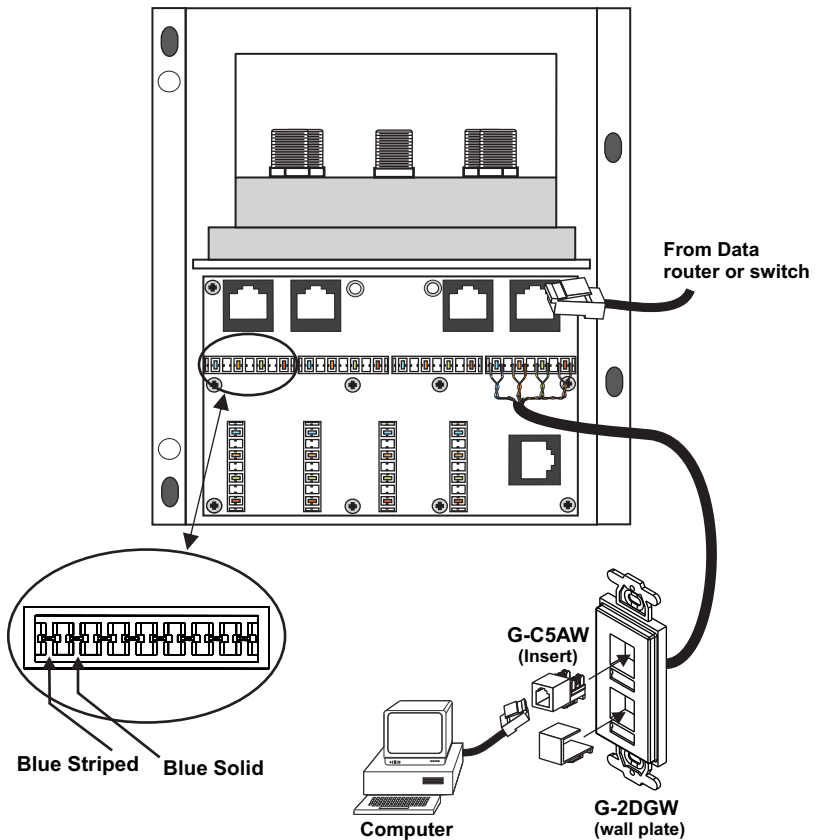
Installation:

- Terminate as many as 4 incoming telephone lines in T568A standard into an RJ-45 modular plug.
- Connect from each of the 110 punch down connections to the telephone wall plates in each room (see diagram). Up to 4 rooms can be connected by each C-0244.
- Connect telephone to wall plates.

Telephone Specifications:

110 connectors:	4 (all bridged), RJ-45 input
Recommended wire:	CAT5 (22-24AWG)
Wiring Standard:	T568A
Product Dimensions:	6.5”L x 6.5”W x 3”D

Typical Data Application



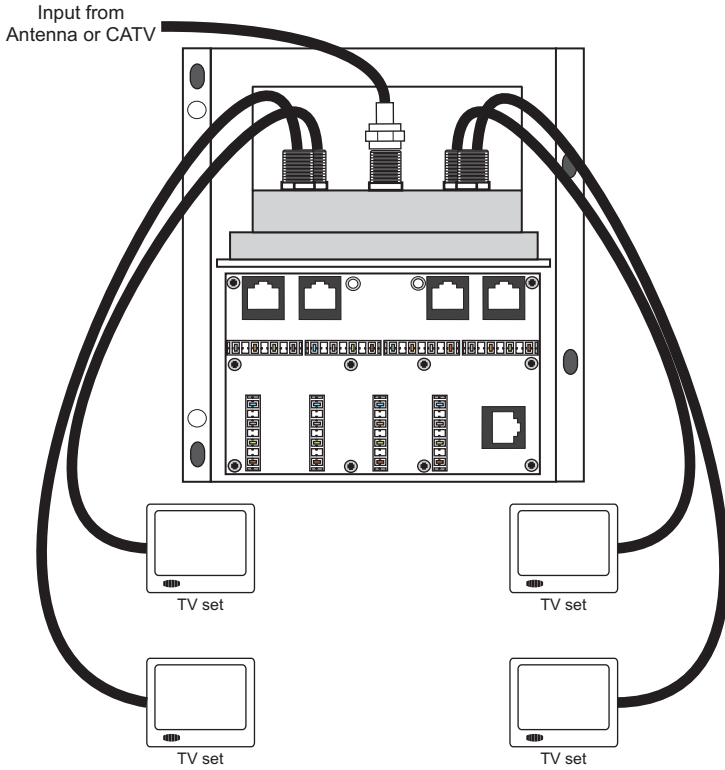
Installation:

- Use RJ-45 jumper cables to connect your data router or switch to the C-0244.
- Punch down as many as 4 CAT5/5E data lines on the 110 punch down connectors.
- Connect the data wall plates in each room (see diagram).
- Connect computer(s) to wall plate(s).

Data Specifications:

110 Connectors:	4
RJ-45:	1
RJ-45 Configuration:	T568B
Compliant Standards:	10/100/350
Wire type:	UTP Category 5 or 5E

Typical Cable/Antenna Application



Basic Splitter Application

Connect the C-0244 as shown and locate it at the main distribution point in the house. The C-0244 will supply the TV signal to 4 TV locations.

4 Way RF Splitter Specifications

Inputs:	1
Outputs:	4
Frequency:	5-1000MHz bandwidth
Dimensions:	6.5" L x 6.5" W x 3" D

Specifications subject to change without notice.

 **CHANNEL VISION™**
channelvision.com

234 Fischer Avenue, Costa Mesa, California 92626, USA
(714)424-6500 • (800)840-0288 • (714)424-6510 fax